







Bronchoscopy Simulator System – 01 No.

35 Dec
2006

1. A bronchoscopy simulator system that allows a realistic learning and practicing diagnostic fiberoptic bronchoscopy skills.
2. The system should have a replica flexible bronchoscope, desktop sensor, processor with display monitor.
3. Insertion of the replica flexible bronchoscope into the interface-sensor unit, the computer software should automatically tracks the motion of the replica bronchoscope and display computer-generated images of the airway as the user navigates through the virtual anatomy.
4. The image form should be good quality and resemble the normal anatomy.
5. Bronchoscopy should be possible to atleast 4th generation bronchial tree.
6. It should be able to simulate many airway scenarios like:
 - a. Normal airway for oral bronchoscopy and Nasal bronchoscopy.
 - b. Difficult Airway Scenarios :
 - Airway Trauma
 - Angioneurotic Oedema
 - Carcinoma of tongue
 - Distorted larynx
 - Epiglottic cyst
 - False cord cyst
 - Gross papilloma
 - Macroglossia
 - Retropharyngeal abscess
 - Severe epiglottitis
 - Unexpected difficult airway
 - Vestibular lesion
7. Should be provided with atleast 15 inch HD resolution monitor.
8. Should be possible to connect to another monitor for teaching purpose.
9. Should have certification from a renowned world body for the product.
10. CAMC and AMC as per AIIMS rules.



21a Ranui Road • Remuera • Auckland • 1050 • New Zealand

Tel: +64 21 977 392

+64 21 977 399

Email: info@orsim.co.nz

NZ Company Registration Number: 2454151

GST Registration Number: 104 503 624

DATE: AUGUST 1, 2019

To Whom it may Concern:

PROPRIETARY CERTIFICATE

This is to certify that Airway Limited of 21a Ranui Road, Remuera, Auckland, New Zealand (**Airway**) is the legal holder of proprietary rights of the **ORSIM® Bronchoscopy Simulator (ORSIM)**.

The design and specifications of the **ORSIM** product are proprietary to, and the property of, **Airway**.

Airway Simulation Limited is the sole licensee for the manufacture of the **ORSIM**. No other individual or company is authorized to manufacture the **ORSIM**.

Airway's authorized distributors are licensed to use the **ORSIM** and the **ORSIM®** registered trademark for the purposes of marketing and selling the **ORSIM** within their authorized territories.

A handwritten signature in blue ink, appearing to read "M. Baker".

Dr Margot Baker

Co-Founder & Director Airway Simulation Limited

T: +64 21 977 399 | F: +64 9 524 6477 | Email: margot@orsim.co.nz | Web: www.orsim.co.nz

ORSIM™ | Winner of the International Anesthesia Research Society Scientific Exhibit



21a Ranui Road • Remuera • Auckland • 1050 • New Zealand

Tel: +64 21 977 392

+64 21 977 399

Email: info@orsim.co.nz

NZ Company Registration Number: 2454151

GST Registration Number: 104 503 624

DATE: 1 AUGUST 2019

MANUFACTURER'S AUTHORISATION

To Whom It May Concern

1. We, *Airway Simulation Limited*, who are proven and reputable manufacturers of the *ORSIM Bronchoscopy Simulator*, having factories at *Auckland, New Zealand*, hereby authorise Messrs *HANSRAJ NAYYAR MEDICAL INDIA, 1416, Maker Chambers V, Nariman Point, Mumbai – 400 021* to submit a tender, and subsequently to enter into a contract for supply of the above goods manufactured by us. Subject to paragraph 3 below, we do not accept any liability in respect of the content of any tender or contract between you and Messrs *HANSRAJ NAYYAR MEDICAL INDIA, 1416, Maker Chambers V, Nariman Point, Mumbai – 400 021*.
2. We further confirm that no supplier or firm or individual other than Messrs. *HANSRAJ NAYYAR MEDICAL INDIA, 1416, Maker Chambers V, Nariman Point, Mumbai – 400 021* is authorized to submit a tender or enter into a contract for supply of the above goods manufactured by us.
3. We authorise Messrs. *HANSRAJ NAYYAR MEDICAL INDIA, 1416, Maker Chambers V, Nariman Point, Mumbai – 400 021* to offer you our warranty as described in *Airway Simulation Limited General Terms and Conditions for Supply* for a period of up to twenty-four (24) months from the date of delivery of the goods.

Yours faithfully,

A handwritten signature in blue ink, appearing to read "M. Baker".

Dr Margot Baker

Co-Founder & Director Airway Simulation Limited

T: +64 21 977 399 | F: +64 9 524 6477 | Email: margot@orsim.co.nz | Web: www.orsim.co.nz

ORSIM™ | Winner of the International Anesthesia Research Society Scientific Exhibit



21a Ranui Road • Remuera • Auckland • 1050 • New Zealand

Tel: +64 21 977 392

+64 21 977 399

Email: info@orsim.co.nz

NZ Company Registration Number: 2454151

GST Registration Number: 104 503 624

DATE: APRIL 18, 2016

Proprietary Statement

To Whom It May Concern:

Airway Simulation Limited of 21a Ranui Road, Remuera, Auckland, 1050, New Zealand, is the sole manufacturer of the ORSIM® Bronchoscopy Simulator which has the following proprietary features:

- The ORSIM runs off a dedicated laptop computer
- All-in-one system weighs less than 10 kg when packed
- Highly portable and easy to store
- Can be deployed for in situ teaching in less than 5 minutes
- High quality graphics and realistic pathology with a graduated range of scenarios from non-anatomical models, through simple normal airways to complex airway pathology
- Accurate airway anatomy with high quality graphics
- On demand learning of advanced flexible bronchoscopy skills
- All-in-one portable training platform with individual log-in, recording, feedback, and metrics
- Upper airway scenarios as well as a full lung to sub-segmental level
- GUI has real time bronchial navigation icon displayed during scenarios
- Orbit view with rotation and zoom enables real time viewing of 3D anatomy of the upper airway and bronchial tree during and after the procedure
- All scenarios can be saved and stored under user profiles
- Replay of any scenario allows feedback, debriefing and assessment
- Scenarios have relevant clinical notes and images
- The ORSIM is a Low Voltage Device: the replica bronchoscope connects by USB to a desktop sensor which connects to the laptop
- Replica bronchoscope handle has 4 buttons and a lever for insertion cable tip control
- Desk sensor has soft touch surface

Dr Margot Baker

Co-Founder & Director Airway Simulation Limited

T: +64 21 977 399 | F: +64 9 524 6477 | Email: margot@orsim.co.nz | Web: www.orsim.co.nz

ORSIM™ | Winner of the International Anesthesia Research Society Scientific Exhibit

HANSRAJ NAYYAR MEDICAL INDIA

L8, Laxmi Industrial Estate, Link Road, Oshiwara, Andheri (W), Mumbai-400 053
Tel. # 2630 4581 / 82 / 83, 2634 6257 E-mail: mumbai@hansrajnayyar.com



Ind/07092019-1M(QB)

7th September 2019

To

The Director

All India Institute of Medical Sciences

Ansari Nagar,

New Delhi – 110 029

Dear Sir,

Ref : Your Enquiry

The **Rate** of the item enquired by you is as follows:-

<u>Sr. No.</u>	<u>Description</u>	<u>Quantity</u>	<u>Rate per Unit (Rs.)</u>	<u>Total Rs.</u>
1.	The ORSIM[®] Bronchoscopy Simulator Including license for Orsim version 2.0 Educational Software Including Precesor Lenovo E580 or similar Airway Simulation Limited, New Zealand	1	24,90,000.00	24,90,000.00
Sub Total Rs. GST @ 12%				24,90,000.00 2,98,800.00
Grand Total (Rs.)				27,88,800.00

Rate in Words: Rs. Twenty Seven Lakh Eighty Eight Thousand Eight Hundred Only.

Please Note :-

1. GST as shown above.
2. 100% Advance payment along with the purchase order.
3. Delivery within pierod of 4 to 6 weeks from the date of receipt of the order.
4. Rate valid for 60 days.

With Best Regards,


For **HANSRAJ NAYYAR MEDICAL INDIA**


ALL INDIA INSTITUTE OF MEDICAL SCIENCES
ANSARI NAGAR, NEW DELHI- 110 029.

PROPRIETARY/SPECIFIC BRAND GOODS CERTIFICATE

1.	Item/Type/Model No. Required Along with specification	Bronchoscopy Simulator System
a	Location of Installation	AB-8/ICU
2.	If the item a spare part attachment or Accessory for existing equipment	No
3.	Name of the manufacturers/supplier of the Item proposed by the indenter.	M/s. Airway Simulations Ltd., New Zealand through their authorized Indian Distributor of (M/s.Hansray Nayyar Medical India, Mumbai).
4.	Are the sole manufacturers/sole distributors of the item?	Proprietary Certificate submitted by M/s. Airway Simulations Ltd., New Zealand.
5.	If there any other item with similar/equipment specification available in the Market to meet the job requirement envisaged. If he answer is yes, why the same can't procured.	No.
6.	What were the efforts made to locate alternative source of supply or use other substitutes.	The required items are proprietary and as certified by the manufacturer with certificate is attached.
7.	Why open/limited tender can't be resorted to, for locating alternative source.	Proprietary item
8.	Are the proprietary items certifying that the rates are reasonable or not.	Yes. Rates seem are reasonable.
9.	Any other justification for procuring item from single source.	Orsim is a newly product which has just been introduced in India. Orsim is being used widely in countries like USA, England, Australia, European Community, where it is widely accepted as a teaching tool (Placed at Slip – 'X').

I certified that the item at Sr.No.1 above is required to be procured on PAC basis as the source of supply is definitely known which is meeting with functional requirement of department and limited tender system could be dispensed with as they would serve no useful purpose in the particular case.


संकाय प्रभारी (अण्डार)
Faculty Incharge (Store)
संवेदनाहरणविज्ञान, पीड़ा चिकित्सा एवं गंभीर अवस्था उपचार विभाग
Deptt. of Anaesthesiology, Pain Medicine & Critical Care
अ.भा.आ.सं., नई दिल्ली / A.I.I.M.S., New Delhi-110029


डॉ. एस. राजेश्वरी / Dr. S. Rajeshwari
आचार्य एवं विभागाध्यक्ष / Professor & Head
संवेदनाहरणविज्ञान, पीड़ा चिकित्सा एवं गंभीर अवस्था उपचार विभाग
Deptt. of Anaesthesiology, Pain Medicine & Critical Care
अ.भा.आ.सं., नई दिल्ली / A.I.I.M.S., New Delhi-110029