



All-India Institute of Medical Sciences
Ansari Nagar, New Delhi-29.
(STORES SECTION (DO))

Ref. No.72/Stores (DO)/Path./Proprietary/2015-16/FSC.

Dated: 12th February, 2016

Subject: Purchase of **“Nikon Digital Color CCD Camera DS-Fi-2-U3 for up-gradation of existing Microcope E-600”** for the department of Pathology at AIIMS, New Delhi-29 on proprietary basis- **Inviting comments thereon.**

The Institute is in the process to purchase **“Nikon Digital Color CCD Camera DS-Fi-2-U3 for up-gradation of existing Microcope E-600”** for the department of Pathology at AIIMS, New Delhi-29 from M/s.Nikon Corporation, Japan on proprietary basis. The proposal submitted by M/s.Towa Optics (I) Pvt. Ltd., New Delhi and PAC certification by user are attached.

The above documents are being uploaded for open information to submit objections, comments, if any, from any manufacturer regarding proprietary nature of the equipment/item within issue of 15 days giving reference **No.72/Stores (DO)/Path./Proprietary/2015-16/FSC.** The comments should be received by office of Stores Officer (DO), Store Section, Animal House Building, Near Biotechnology Building at AIIMS on or before **28-03-2016 upto 12.30 p.m.,** failing which it will be presumed that any other vendor is having no comment to offer and case will be decided on merits.

Yours faithfully,

Sd/-


SR.STORES OFFICER

Encl: Related documents enclosed.

ALL INDIA INSTITUTE OF MEDICAL SCIENCES
ANSARI NAGAR, NEW DELHI 110029
PROPRIETORY/SPECIFIC BRAND GOODS CERTIFICATE

- Item/Type/Model No. Required along with : Nikon Digital Color CCD Camera DS-Fi-2-U3
2. Is the item a spare part attachment or accessory for an Existing equipment : Nikon Digital Color CCD Camera DS-Fi-2-U3
3. Name of the manufactures/Supplier of the item Proposed by the indenter. : M/s Nikon Corporation.
Japan
4. Are they sole manufactures/sole distributors of the Item : Yes
5. Is there any other item with similar/equivalent specification available in the market to meet the job requirement envisaged. : No
If the answer is yes, why the same cant be procured.
Demanding Officer should bring out comparative functional advantage/cost effectiveness of the recommended item from these offered by other.
6. What were the efforts made to locate alternative : N/A
7. Why open/limited tender cant be resorted to, for locating alternative source. : N/A
8. Are the proprietary items certifying that the rates are reasonable or not. : Yes (Letter enclosed)
M/s Nikon Corporation.,
Japan.
9. Any other justification for procuring item from single source. : This product is an equipment specific product, which is from the parent company and manufacturers of the machine. No other company or firm manufacture this kind of product, which can be used in our existing machine.

Signature of Indenter
(Demanding Officer)




COUNTERSIGNED
(Head of the Department)

Prof. S.K. PANDA
M.D., F.A.Sc.

Head, Department of Pathology

I certify that the item at Sr. No.1 above is required to be procured on single tender basis as the source of supply is definitely known/the specified brand proposed was advantages in meeting our functional requirements and limited tender system could be dispensed with as they would serve no useful purpose in this particular case.

(Strike out whichever is not applicable)



Date: 29/10/2016

PROPRIETARY CERTIFICATE

This is to certify that we Towa Optics (I) Pvt. Ltd. is authorized exclusive distributor of Nikon microscope and accessories including camera in India, quoted vide our proforma invoice no TW/NK/DG-SKC/15/2102 Dated: 29/01/2016.

"Nikon Digital camera DS-Fi2-U3 having feature 2/3" CCD Chip, Sensitivity ISO80, Gain 1-46x, Binning modes, 2x2, 4x4, Exposure control 130/1000 - 60 sec, Dynamic range more than 60 db (1000:1), 14 bit.

These items are proprietary to Nikon and solely manufactured by Nikon Corporation at their factory in Japan.

Thanking you,

Very truly yours

TOWA OPTICS (I) PVT. LTD.

Authorized Signatory

Dr. A. J. L. M. M. MRIDHA
Associate Professor
Department of Microbiology
All India Institute of Medical Sciences
New Delhi-110029


Towa Optics (India) Pvt. Ltd.

223, Okhla Industrial Estate, New Delhi- 110 020

Tel: 011- 47161000 (30 Lines), Fax: 011-41613775

Email: towa@towaoptics.com, Web: www.towaoptics.com

CIN No. : U74899DL1963PTC003902.


Dr. CHITRA SANKAR
Professor
Department of Microbiology
All India Institute of Medical Sciences
New Delhi-110029



TO: THE HEAD
DEPT. OF PATHOLOGY
AIIMS, ANSARI NAGAR,
NEW DELHI

PROFORMA INVOICE
NO. : TW/NK/DG-SKC/15/2102
DATE: 29-01-2016

TERMS AND CONDITIONS

PRICE: F.O.B. Tokyo & C.I.F. New Delhi by Airfreight in Japanese Yen

PAYMENT: Irrecoverable Letter of Credit/Advance Bank Draft/TT for 100% value in favour of our principals

M/s Nikon Corporation
Shinagawa Intercity Tower C,
2-15-3, Konan, Minato-ku
Tokyo : 108-6290, Japan

Banker's Name: The Bank of Tokyo-Mitsubishi UFJ, Ltd., Head Office,
7-3, Marunouchi 2-chome, Chiyoda-ku, Tokyo 100-8388, Japan
A/C No. 9002068, Swift Code: BOT KJPJT
HS. CODE: 90 11 80 00

DELIVERY: Within two months after receipt of error free LC/ payment by our principals.

WARRANTY: One year against any manufacturing defects from the date of installation
or 15 months from the date of shipment whichever is earlier.

CUSTOM DUTY The quoted price do not include any custom duty

REMARKS: Special terms & conditions for establishing L/c.
(DETAILS TERMS & CONDITIONS ENCLOSED)
Goods will be Air Freight under air consolidation.
Please allow the following in the Letter of Credit.
Transshipment Allowed.
Forwarder's AWB acceptable.
House AWB acceptable.

In case the L/c does not allow the above special conditions then the
freight charges will exceed our quoted estimated charges.

COUNTRY OF Japan /China

ORIGIN:

VALIDITY: The Proforma Invoice is good upto 90 days

Dr. ASIT RANJAN MANDHA
Asst. Professor
Deptt. of Pathology

Towa Optics (India) Pvt. Ltd.
223, Okhla Industrial Estate, New Delhi- 110 020
Tel: 011- 47161000 (30 Lines), Fax: 011-41613775
Email: towa@towaoptics.com, Web: www.towaoptics.com
CIN No. : U74899DL1963PTC003902.

Dr. SUMA RAY
Professor of Pathology
Asst. Officer in charge (3 Store)
All India Institute of Medical Sciences
Ansari Nagar, New Delhi-110029

TOWA OPTICS (I) PVT. LTD.

(AUTHORIZED SIGNATORY)

P.I. No. : TW/NK/DG-SKC/15/2102
Date: 29/01/2016

Page No.:2

Code No.	Description	Qty.	Unit Price	Total Price
----------	-------------	------	------------	-------------

**UPGRADATION OF NIKON EXISTING
MICROSCOPE MODEL E-600**

PRICES IN JAPANESE YAN

NIKON DIGITAL COLOR CCD CAMERA DS-Fi-2-U3

**Nikon Digital Camera System DS-Fi2-U3 (220-240V)
with 5.24 million pixels resolution with 2/3" High Density
CCD Chip, Networking facility, Consisting of :**

MQA11020	Digital Camera Head DS-Fi2 with 5.07 effective pixel r	1		529,470
	Sensivity Equivalent to ISO80, Gain 1-46x, Binning modes 2x2, 4x4, Exposure control 130/1000 - 60 sec, Dynamic range more than 60 db (1000:1), 14 bit			
MQA25020	Camera control unit DS-U3 (two camera heads can be used) Interface: IEEE1394b (computer control connection), with Software Nikon NIS Elements F software included for Image acquisition, Image Display, Capture, Scale, Annotation, Profile, Auto Capture, white balace, Image editing, Image calibration, Report generation/printing Annotation and with Report Generator facility.			
MQF11010	DS Camera I/F cable 20/26	1		
MQF52055	AC ADAPTER DZ (100-240v)	1		
MBF11300	Power Cord BE (220-240V)	1		
MQD42070	C-mount 0.7X Relay Lens	1		
MBB73525	Y-T TV tube	1		

F.O.B. Tokyo in Japanese Yen	529,470
Est. Airfreight & Insurance Charges	20,000
C.I.P. New Delhi by Airfreight in Japanese Yen	549,470

TOWA OPTICS (I) PVT.LTD.

(AUTHORIZED SIGNATORY)

Dr. ASHOK KUMAR MOORTHY

Associate Professor
Department of Biology

All India Institute of Medical Sciences

Computer: Branded

i3 Processor 4 GB RAM, 500 GB HDD

Mouse, Keyboard, 18.5" Color TFT Monitor, etc.

OS Win 7 Profesional, UPS 600VA

Address: TOWA OPTICS (INDIA) PVT. LTD.,
223, Okhla Industrial Estate, New Delhi-110 020

Towa Optics (India) Pvt. Ltd.

223, Okhla Industrial Estate, New Delhi- 110 020

Tel: 011- 47161000 (30 Lines), Fax: 011-41613775

Email: towa@towaoptics.com, Web: www.towaoptics.com

CIN No. : U74899DL1963PTC003902.

**COMPUTER REQUIRED FOR IMAGE VIEWING AND IMAGE ANALYSIS
WHICH SHOULD BE PROVIDE BY YOU AT THE TIME OF INSTALLATION**

Dr. CHITRA SARKAR

Associate Professor
Department of Botany
All India Institute of Medical Sciences
Post Bag No. 1, New Delhi-110 029