



All-India Institute of Medical Sciences Ansari Nagar, New Delhi-29.

(STORES SECTION (DO))

Dated: 19th December 2015

Ref. No.43/Stores (DO)/D&V/PAC /2015-16/FSC

Subject: Proposal for purchase of Monochromator Light Testing Equipment Model: Photo Test 450 System on proprietary basis for the department of D&V at AIIMS - **Inviting comments thereon.**

The Institute is in the process to purchase "**Monochromator Light Testing Equipment Model: Photo Test 450 System**" for Department of D&V at AIIMS, New Delhi-29 from M/s.Bentham Instruments Limited, England (OEM) on proprietary basis. The proposal submitted by M/s.Bentham Instruments Limited, England (OEM), PAC certificate and other related documents are attached for ready reference.

The above documents are being uploaded for open information to submit objections, comments, if any, from any manufacturer regarding proprietary nature of the equipment/item within issue of 15 days giving reference **Ref. No.43/Stores(DO)/D&V/PAC/2015-16/FSC**. The comments should be received by office of Sr. Stores Officer, Stores Section (DO), Animal House Building, Near Biotechnology Building at AIIMS on or before **04.01.2016 upto 12.30 p.m.**, failing which it will be presumed that any other vendor is having no comment to offer and case will be decided on merits.

Yours faithfully,


SR. STORES OFFICER

Encl: Related documents enclosed.

Department of Dermatology & Venereology
All India Institute of Medical Sciences
Ansari Nagar, New Delhi-110029

27
October 27, 2015

To,

Mr. K.D. Sharma
Sr. Stores Officer (DO)
AIIMS, Ansari Nagar,
New Delhi-110029.

Sub: Procurement of Proprietary Items – reg.

Dear Mr. K.D. Sharma,

The Department of Dermatology & Venereology requires "Monochromator Light Testing Equipment" Model: Photo Test 450 System, Mfd. by M/s Bentham Instruments Ltd., UK. (Specifications, Performa Invoice, Authority Letter and Proprietary Certificate etc. are attached)


Therefore, you are requested to procure the above-said equipment as per AIIMS procurement procedure under M & E (Plan) 2015-16.

Thanking you,

Sincerely,

(Dr. V.K. Sharma)
Professor & Head

(Dr. Sanjay Khandpur)
Professor &
Faculty-in-charge Deptt. Stores



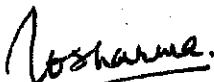
Encl:


- Specifications
- Performa Invoice
- Proprietary Certificate
- Priority List of the items/equipments

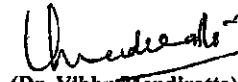
Dr. Khandpur
27.10.15


**DEPARTMENT OF DERMATOLOGY & VENEREOLOGY
ALL INDIA INSTITUTE OF MEDICAL SCIENCES
ANSARI NAGAR, NEW DELHI-110029**


Equipment Name	: Monochromator Light Testing Equipment
Quantity	: 01 (One)
Cost (approx.)	: 40 Lakh
<u>Specification:</u>	
Lamp Source	High efficiency short arc xenon light source with starter
Lamp rating	450W
Typical lamp current	27A
Lamp lifetime	2000h
Current sensing	Current transducer coupled to Optical Radiation Meter 400
Monochromator configuration	Asymmetric, single Czerny-Turner
Focal length	300mm
Grating mount and drive	Stepping motor driven triple grating turret
Diffraction gratings installed	2400 groove/mm holographic, 250nm blaze 1200 groove/mm ruled, 400nm blaze 1200 groove/mm rules, 500nm blaze
Grating size	2400g/mm – 68x84mm 1200g/mm – 90x90mm
Aperture ratio	f/3.6 (at all grating angles)
Number of entrance/exit ports	1 entrance, 1 exit
Slit type	Internal motorised variable
Slit width & height	10µm-10mm (W) x 20mm (H)
Order sorting	6-position filter wheel (includes shutter), 25mm diameter
Shutter	Precision shutter, software controlled, 1sec - 20min
Spectral range	280-700nm
Maximum bandwidth	2400 g/mm – 13.5nm 1200 g/mm – 27nm
Wavelength accuracy	± 0.1nm (2400 g/mm); ± 0.2nm (1200 g/mm)
Wavelength reproducibility	± 0.025nm (2400 g/mm); ± 0.05nm (1200 g/mm)



(Dr. V.K. Sharma)
Professor & Head



(Dr. V. Ramesh)
Professor & Head
Deptt. of Dermatology
Safdarjung Hospital, New Delhi
(Representative DGHS)


(Dr. Vibhu Mendiratta)
Professor
Deptt. of Dermatology
LHMC, New Delhi.
(External Expert)


(Dr. Punit Kaur)
Professor & Head
Deptt. of Biophysics


(Dr. Sujay Khandpur)
Professor &
Faculty-in-charge, Deptt. Stores


(Dr. Rahul Mahajan)
Assistant Professor


(Dr. Nirupam Madaan)
Assistant Professor
Deptt. of Hospital Administration
(Representative Medical Supdt.)

Contd....2/-

Integrating sphere

Integrating sphere diameter and coating

4 inch, BaSO₄

Sphere detector

Silicon photodiode

Sphere calibration

Spectral Responsivity, A.W⁻¹.nm⁻¹

Calibration traceability

PTB, Germany

Peak responsivity (typical)

0.14m A.W⁻¹

Photocurrent measurement

Six-decade trans-impedance amplifier/ADC

Optical Radiation meter

Software control

Timed Exposure Software (TMS305, Optical Radiation Meter400)

General

Power supply

Mains 110V/220V, 50/60 Hz through medical transformer

Interface

USB 2.0 (TMS305, ORM400)

Dimensions

538 (W) X 1283 (L) x 1153 (H) mm

Weight

80 kg

Liquid light guide

2 meters length, 8mm diameter, UV transmitting (240-700nm)

Mounting trolley

Laptop with software

(Dr. V.K. Sharma)
Professor & Head

(Dr. V. Ramesh)
Professor & Head
Deptt. of Dermatology
Safdarjung Hospital, New Delhi
(Representative DGHS)

(Dr. Vibhu Mendiratta)
Professor
Deptt. of Dermatology
LHMC, New Delhi.
(External Expert)

(Dr. Punit Kaur)
Professor & Head
Deptt. of Biophysics

(Dr. Sujay Khandpur)
Professor &
Faculty-in-charge, Deptt. Stores


(Dr. Rahul Mahajan)
Assistant Professor

(Dr. Nirupam Madaan)
Assistant Professor
Deptt. of Hospital Administration
(Representative Medical Supdt.)

**ALL INDIA INSTITUTE OF MEDICAL SCIENCES
ANSARI NAGAR, NEW DELHI- 110029**

PROPRIETARY/SPECIFIC BRAND GOODS CERTIFICATE

1. Item/Type/Model No. required along with specification : Monochromator Light Testing Equipment
: Model: Bentham Photo Test 450 System
: Specifications attached.
2. Is the item a spare part/attachment or accessory for an existing equipment? : New equipment
3. Name of the manufactures/ Supplier of the item proposed by the indenter : M/s Bentham Instruments Ltd., U.K.
: M/s ATOS Instruments Marketing Services, Bangalore
4. Are they sole manufactures/ sold distributor of the item : Yes
5. Is there any other item with similar/ equivalent specification Available in the market to meet the job requirement Envisaged? If the answer is yes, why the same can't be Procured. Demanding Officer should bring out comparative Functional advantages/ cost effectiveness of the Recommended item from these offered by other. : No other similar specifications are available in the market.
6. What were the efforts made to locate alternative source Of supply or use other substitutes? : The equipment is very specific for light testing of patients with Photo Dermatoses. There is no substitute for this equipment.
7. Why open/limited tender can't be resorted to locating Alternative source? : Proprietary item
8. Are the proprietary items certifying that the rates are Reasonable or not? : Yes
9. Any other justification for procuring item from single source : This equipment is specific for Monochromator light testing in patients with Photo Dermatoses. To the best of our knowledge, no other integrated, comprehensive and automated equipment is available having an Indian dealer.




**Signature of indenter
(Demanding officer)**
Dr. SUJAY KHANDPUR
MD, DNB, MNAMS
Professor

Department of Dermatology & Venereology
All India Institute of Medical Sciences

I certify that the item at Sr. No. 1 above is required to be procured on single tender basis as the source of the supply is definitely known/ the specified brand proposed was advantage in meeting our functional requirements and limited tender system could be dispensed with as they would serve no useful purpose in this particular case.

(Strike out whichever is not applicable)
RP**


(Countersigned)
(Head of the Department)
Dr. VINOD K. SHARMA
MD, FAMS, FRCP
Professor & Head

Dept. of Dermatology & Venereology
A.I.I.M.S., New Delhi-110029, India



Bentham Instruments Ltd
2 Boulton Road
Reading
RG2 0NH, UK
Tel.: +44 (0) 118 975 1355
Fax: +44 (0) 118 931 2971
Email: sales@bentham.co.uk
Web: www.bentham.co.uk

To,
Director,
All India Institute of Medical Sciences,
Ansari Nagar,
New Delhi-110029, India

PHOTOTEST 450

Quote No.: 20358A

Date: 15/06/2015

Item	Qty	Description	Unit Price (GBP)	Amount (GBP)
PhotoTest450				
1	1	PhotoTest450	£ 35,160.00	£ 35,160.00
	1	IL_450_XE		
	1	TM300_PHTH		

Dr. VINOD K. SHARMA
MD, FAMS, FRCS
Professor & Head
Department of Dermatology & Venereology
All India Institute of Medical Sciences
New Delhi-110029, India

Dr. RAHUL MAHAJAN
MD, FAMS, FRCS
Assistant Professor
Department of Dermatology & Venereology
All India Institute of Medical Sciences
New Delhi-110029, India



Bentham Instruments Ltd
2 Boulton Road
Reading
RG2 0NH, UK
Tel.: +44 (0) 118 975 1355
Fax: +44 (0) 118 931 2971
Email: sales@bentham.co.uk
Web: www.bentham.co.uk

			T324H0U25 2400g/mm holographic grating T612R0U4 1200g/mm grating blazed at 400nm T612R0U5 1200g/mm grating blazed at 500nm		
	1	13069	UG11 filter		
	1	OS400	GG375 filter		
	1	13571	UG5 filter		
	1	13578	GG420 filter		
	1	13579	GG475 filter		
	1	13580	OG570 filter		
	1	PHTH_OPTICS	Launch optics and 2m length liquid light guide, 8mm diam. Provision for inserting 50x50mm filter externally.		
	1	PHTH_TROLLEY	Trolley to take complete system including irradiance measurement device and lap-top computer. Includes 19576 Medical Isolation Transformer (1000VA) to BS EN 60601 and mains distribution for whole system.		
	1	ORM400_LS	Optical radiation meter		
	1	PSU_5V_UK	Power supply for ORM400_LS		
	1	PHTH-SPHERE	100mm diameter integrating sphere with Si photodiode. Input port for fibre bundle.		
	1	CALIBRATION	Calibration of Phototest450 integrating sphere, Bentham certificate		

Dr. RUPAK GHANDHARI
MD, FRCR, FRCP
Department of Dermatology & Venereology
All India Institute of Medical Sciences
New Delhi-110029

Dr. VINOD K. SHARMA
MD, FAMS, FRCP
Deptt. of Dermatology & Venereology
A.I.I.M.S., New Delhi-110029

Dr. RANJIT K. SHARMA
MD, FRCR, FRCP
Deptt. of Dermatology & Venereology
All India Institute of Medical Sciences
New Delhi-110029



Bentham Instruments Ltd
2 Boulton Road
Reading
RG2 0NH, UK
Tel.: +44 (0) 118 975 1355
Fax: +44 (0) 118 931 2971
Email: sales@bentham.co.uk
Web: www.bentham.co.uk

	1	SW_TES	Timed Exposure System control software (wavelength, shutter, ORM400 power meter) for PHTH system		
		Extended warranty terms Extended warranty terms exclude consumables (lamps and liquid light guide). All repair work to be undertaken at Bentham. System must be returned in original packing.			
2	1	2nd YR EXT Warranty	2 years warranty on all items except light guide (12182) 1 year. Excludes consumables	£ 2000.00	£ 2000.00
3	1	3rd YR EXT WARRANTY	3rd year warranty. Includes replacement mirror assembly (30032 + 42816) to be fitted in IL_450_XE light source by user.	£ 3200.00	£ 3200.00
4	1	4th YR WARRANTY	4th year warranty	£ 6500.00	£ 6500.00
5	1	5th YR WARRANTY	5th year warranty	£ 7000.00	£ 7000.00
		Recommended spares/consumables/extended warranty			
6	4	Part 19027	Replacement lamp, 450W Xe OFR (~2000hrs lifespan)	£ 715.00	£ 2860.00
7	2	Part 12182	UV transmitting Liquid Light Guide, 8mm diameter, 2m length	£ 895.00	£ 1790.00
		Additional sphere (permits re-calibration without system down time) & re-calibration			
8	1	PTH-SPHERE	Secondary 100mm diameter integrating sphere with Si photodiode.	£ 1490.00	£ 1490.00

Dr. SUJAY KHANDPUR
MD, DNB, MNAMS
Professor
Department of Dermatology & Venereology
All India Institute of Medical Sciences
New Delhi-110029, India

Dr. VINOD K. SHARMA
MD, FAMS, FI
Professor & Head
Deptt. of Dermatology & Venereology
A.I.I.M.S., New Delhi-110029, India



Bentham Instruments Ltd
2 Boulton Road
Reading
RG2 0NH, UK
Tel.: +44 (0) 118 975 1355
Fax: +44 (0) 118 931 2971
Email: sales@bentham.co.uk
Web: www.bentham.co.uk

9	1	CALIBRATION- PHTH-SPHERE	Calibration of Phototest450 integrating sphere, Bentham certificate	£ 380.00	£ 380.00
			Packaging and Freight		
10	1	CRATE	Wooden Packing crate	£ 380.00	£ 380.00
	1	CIP Delhi	CIP New Delhi charges	£ 500.00	£ 500.00

TERMS & CONDITIONS:

1. Validity: 180 days.
2. Payment: 100% by Letter of Credit.
3. L/C Documentation Charges additional - £ 750.00 (GBP).
4. Delivery Period ~ 16 to 20 weeks from the date of receipt & acceptance of L/C
5. Warranty: 12 months from date of installation or 15 months from date of shipment whichever is earlier. Extended warranty has been offered; covering parts and labour, locally as well as at factory, however if goods have to be returned to factory, all associated shipping costs for onward shipment are to your (customer) account, we will pay the freight charges from our factory to Delhi airport; all charges for clearance and inland transport will have to be borne by you.
6. Training & Installation, and Support in India by "ATOS Instruments Marketing Services".
7. No agency commission applicable.
8. All taxes payable in India are to be borne by customer.

Signed:

Michael Clark

Michael Clark
Sales Director

BENTHAM INSTRUMENTS LIMITED
2 Boulton Road READING
Berks RG2 0NH ENGLAND
Tel: (0118) 975 1355
Fax: (0118) 931 2971
Email: sales@bentham.co.uk

Dr. VINOD K. SHAF
MD, FAMS, FRCP
Professor & Head
Deptt. of Dermatology & Ven
A.I.I.M.S., New Delhi-11002

Dr. *[Signature]*
L. Dermatologist
All India
New Delhi-11002, India

Dr. RANJAN
Assoc.
of Derm.



Bentham Instruments Ltd
2 Boulton Road
Reading
RG2 0NH, UK
Tel.: +44 (0) 118 975 1355
Fax: +44 (0) 118 931 2971
Email: sales@bentham.co.uk
Web: www.bentham.co.uk

Proprietary Certificate
TO WHOM IT MAY CONCERN

"This is to certify that the following items quoted in the quotation No.: 20247A
dated 15th June, 2015 of PhotoTest450 manufactured by M/S Bentham Instruments Ltd., U.K

1. PhotoTest450 for Photo-Biological Safety

"These items are our proprietary items. Also, we declare that M/S ATOS Instruments Marketing Services, Bangalore are the authorized distributor and technical support partners in the Indian Market."

Bank Details:

Beneficiary Name: Bentham Instruments Ltd.
Bank: National Westminster Bank plc, England
PO Box 78, 13 Market Place, Reading, Berkshire, RG1 2EP
A/C: 06266894 Sort Code: 60-17-21 Vat Reg. No. GB 200 5418 21

Signed:

BENTHAM INSTRUMENTS LIMITED
2 Boulton Road READING
Berks RG2 0NH ENGLAND
Tel: (0118) 975 1355
Fax: (0118) 931 2971
Email: sales@bentham.co.uk

Michael Clark

Sales Director

for and on behalf of Bentham Instruments Ltd.

2 Boulton Road, Reading, Berks. RG2 0NH United Kingdom

Dated: 15th June, 2015

Dr. SUJAY K. SHARMA
MD, FAMS
Department of Dermatology & Venereology
All India Institute of Medical Sciences
New Delhi, India

Dr. VINOD K. SHARMA
MD, FAMS
Professor
Dept. of Dermatology
All India Institute of Medical Sciences
New Delhi, India

Dr. RAHUL SHARMA
Assistant
Dept. of Dermatology
All India Institute of Medical Sciences
New Delhi, India



"This is certified that the rates quoted in our quotation No. 20247A dated 15th June, 2015 are not higher than those quoted to any other Institution/ Organizations/ Departments in India."

Beneficiary Name: Bentham Instruments Ltd.
Bank: National Westminster Bank plc, England
PO Box 78, 13 Market Place, Reading, Berkshire, RG1 2EP
A/C: 06266894 Sort Code: 60-17-21 Vat Reg. No. GB 200 5418 21

Richard Child

BENTHAM INSTRUMENTS LIMITED
2 Boulton Road READING
Berkshire RG2 0NH ENGLAND
Tel: (0118) 975 1355
Fax: (0118) 931 2971
Email: sales@bertham.co.uk

Dated: 15th June, 2015

om

Dr. SHARAD K. SHARMA
MD, FAMS, FF
Professor
Dept. of Dermatology
All.I.M.S., New Delhi

Dr. RAHUL MAHAJAN
Assistant Professor
Dept. of Dermatology
All India Institute of Medical Sciences
New Delhi-110029